

# WEED MANAGEMENT PREFERENCES

for Fremont & Custer Counties  
and Surrounding Areas

February 2010

*Developed By:  
Fremont County Weed Control*






























































































































































































Custer County Weed Board  
C/o: Beverly Goertz  
P.O. Box 360  
Wescliffe, CO 81252  
Phone: 719-783-2514



Fremont County Weed Control  
615 Macon Ave., Room LL5  
Cañon City, CO 81212  
Phone: 719-276-7317  
E-mail: [jr.phillips@fremontco.com](mailto:jr.phillips@fremontco.com)  
Or Google this document at:  
[weed@fremontco.com](mailto:weed@fremontco.com)

## Integrated Pest Management Timeline

Weed	I.P.M.	Jan.	Feb.	Mar.	Apr.	May	Jun.	Jul.	Aug.	Sept.	Oct.	Nov.	Dec.			
Leafy Spurge	Chemical	Apply herbicides in spring when true flowers emerge. Effective herbicide control may take several years.							 							
	Biological															
	Cultural															
Myrtle Spurge	Chemical	C.S.U. has suggested that RangeStar or 2,4-D Ester at 1 1/2 lbs./acre a.e. will control Myrtle Spurge. Also control by pulling or digging with gloves.			 	 	 	 	 							
	Mechanical															
Canada Thistle	Chemical	The most effective method is application of Milestone following flowering. Milestone can also be used one month after mowing. Curtail and Transline are effective when plants have emerged in the Spring.			 			  								
	Mechanical															
	Cultural															
Musk Thistle	Chemical	Apply herbicides before bolting and no later than when developed terminal flowers open to dime size. With Musk Thistle, it is important to prevent seed formation as well.			 	  										
	Biological															
	Mechanical															
	Cultural															
Bull Thistle	Chemical	Apply herbicides before bolting and no later than when developed terminal flowers open to dime size.			 	  										
	Biological															
	Mechanical															
	Cultural															
Scotch Thistle	Chemical	Apply herbicides before bolting and no later than when developed terminal flowers open to dime size.			 	  										
	Biological															
	Mechanical															
	Cultural															
Perennial Sowthistle	Chemical	Tilling is best when plant is just emerging. Herbicides are best applied when plants are in seeding or early bud stage.			  	  	  	  	  							
	Mechanical															
Russian Knapweed	Chemical	RangeStar can be applied at any time during active growing. Telar and Milestone should be applied at bloom to post-bloom stages.			  	  	  	  	 							
	Mechanical															
	Cultural															
Spotted Knapweed	Chemical	RangeStar can be applied at any time during active growing. Telar and Milestone should be applied at bloom to post-bloom stages.			  	  	  	  	 							
	Cultural															
Diffuse Knapweed	Chemical	RangeStar can be applied at any time during active growing. Telar and Milestone should be applied at bloom to post-bloom stages.			  	  	  	  	 							
	Cultural															

Integrated Pest Management Timeline																
Weed	I.P.M.	Jan.	Feb.	Mar.	Apr.	May	Jun.	Jul.	Aug.	Sept.	Oct.	Nov.	Dec.			
Yellow Toadflax	Chemical	A combination of mowing and chemical treatment applied at flowering over a period of several years is best for this weed.														
	Mechanical															
Dalmatian Toadflax	Chemical	Escort & Telar can be used in the fall. Due to the waxy leaves, a non-ionic surfactant is recommended.														
	Cultural															
Perennial Pepperweed	Chemical	Mowing can be done periodically and controlled burning in the Spring. It is best to treat with Escort XP as soon as found.														
	Mech./Cult.															
Hounds-tongue	Chemical	Mowing 2nd year plants during flowering (before seed production) is useful. Chemical applications are best in Spring (rosettes to 10 inches tall).														
	Mechanical															
Hoary Cress or "White Top"	Chemical	Mowing several times a year is helpful and may make herbicide applications more effective. Telar or Escort are best, but may need several applications.														
	Mechanical															
Field Bindweed	Chemical	Grasses are a good competitor. Mowing and pulling are usually ineffective unless cut below the surface in the early seedling stage. Herbicides can be applied in Spring, at or just after full bloom, or in the fall.														
	Mechanical															
	Cultural															
Salt Cedar or Tamarisk	Chemical	Bulldozer & Hydro-axe methods must be followed by next-season herbicide treatment. It is best to treat in late summer or early fall. Cut-stump or foliar apps. are acceptable.														
	Biological															
	Mech./Cult.															
Russian Olive	Chemical	Remove (or pull) before seed production. Use cut-stump or foliar applications.														
	Mechanical															

**Please see Fremont County Weed Control's booklet, "Guideline for Weed Management Plans" for more details such as herbicide rates and specifics about weed control methods.**

LEGEND								2, 4-D Amine	
	Garlon / triclopyr		Pathfinder / triclopyr		Vista / fluroxypyr		Landmaster / glyphosate + 2,4-D		Remedy / triclopyr
	Habitat/Imazapyr		Plateau / imazapic		Roundup / Glyphosate		Rangestar / Dicamba + 2,4-D		Milestone / aminopyralid
	Transline / Clopyralid		Escort XP / metsulfuron		Telar XP / chloresulfuron		Curtial / clopyralid + 2,4-D		2, 4-D Ester
	Puncturevine Weevil "M. lypiformis"		Mowing		Hand-Pull		Tilling		Prescribed Burn
	Leafy Spurge Flea Beetle: aphthona spp.		Tamarisk Beetle: Diorhabda spp.		Thistle Seed Head Beetle "rhinocyllus conicus"		Sever root below ground or uproot with a shovel or hoe.		Prevent seed formation by eliminating seed heads.
	Bulldozers & Hydro-axes.		Aerial application for large areas of Tamarisk & Russian Olive.		Pull with weed wrench when small or with a tractor when larger.		Seed & sow grasses. Keep irrigated to promote competition. Don't overgraze.		Cut-Stump: 2" from ground & immediately apply herbicide.

## Integrated Pest Management Timeline

Weed	I.P.M.	Jan.	Feb.	Mar.	Apr.	May	Jun.	Jul.	Aug.	Sept.	Oct.	Nov.	Dec.		
Russian Thistle	Chemical	RangeStar herbicide can be applied at a rate of 2 pints/acre during the rosette stage. 2,4-D Amine can be applied at a rate of 2 to 4 pints/acre. (Always refer to the herbicide label).													
	Mechanical														
	Cultural														
Prickly Pear	Chemical	See herbicide label for rates.													
	Mechanical														
Tree of Heaven	Chemical	A foliar application of glyphosate (RoundUp) mixed at a 2% solution plus a non-ionic surfactant is used when controlling this weed.													
	Mechanical														
Kochia	Chemical	Vista herbicide used at the higher rate (1 1/3 pint/acre) plus Methylated Seed Oil Surfactant (MSO) is recommended.													
	Mechanical														
	Cultural														
Puncture-vine	Chemical	2,4-D, glyphosate, and dicamba can be applied when plant is young and just emerging. RoundUp Pro is effective at a 5-10% solution. The Puncturevine weevil is effective in destroying the roots.													
	Biological														
	Mechanical														
	Cultural														
Rubber Rabbit Brush	Chemical	If stems are less than 6 inches in diameter, a basal treatment applied about 12 inches from the ground can be used. See herbicide label for rates and application methods.													
	Mechanical														
	Cultural														
Oak Brush	Chemical	Garlan 3A can be used at a 1% - 3% solution with a non-ionic surfactant. Remedy can also be used as a foliar application when mixed at a 2% - 4% solution or (when mixed with vegetable or mineral oil) as a basal treatment at a 2% - 3% solution.													
	Mechanical														
	Cultural														

### LEGEND

	2, 4-D Amine
	Garlon / triclopyr
	Pathfinder / triclopyr
	Vista / fluroxypyr
	Landmaster / glyphosate + 2,4-D
	Remedy / triclopyr
	Plateau / imazapic
	Roundup / Glyphosate
	Rangestar / Dicamba + 2,4-D
	Milestone / aminopyralid
	Transline / Clopyralid
	Escort XP / metsulfuron
	Telar XP / chloresulfuron
	Curtial / clopyralid + 2,4-D
	2, 4-D Ester
	Puncturevine Weevil "M. typiformis"
	Mowing
	Hand-Pull
	Tilling
	Prescribed Burn
	Leafy Spurge Flea Beetle: aphtona spp.
	Tamarisk Beetle: Diorhabda spp.
	Thistle Seed Head Beetle "rhinocyllus conicus"
	Sever root below ground or uproot with a shovel or hoe.
	Prevent seed formation by eliminating seed heads.
	Bulldozers & Hydro-axes.
	Aerial application for large areas of Tamarisk & Russian Olive.
	Pull with weed wrench when small or with a tractor when larger.
	Seed & sow grasses. Keep irrigated to promote competition. Don't overgraze.
	Cut-Stump: 2" from ground & immediately apply herbicide.